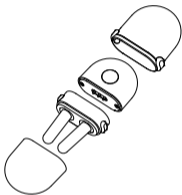


- Quick Start Guide -

AN-6016

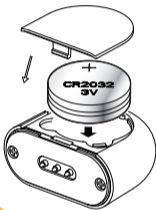
Allergic Rhinitis  
Reliever

1



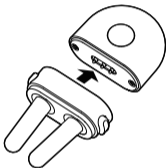
Unpack device

2



Insert batteries

3



Attach nose probes  
to reliever

4



Insert nose probes  
and press button to  
begin treatment cycle

KW\_AN-6016\_QSG



for more information visit:  
[kinetikwellbeing.com](http://kinetikwellbeing.com)