

In association with

St John
Ambulance

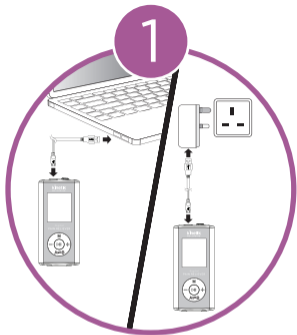



kinetik
WELLBEING

-Quick Start Guide-

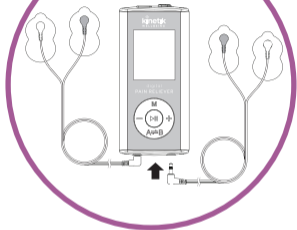
TD2

Dual-Channel TENS Pain Reliever



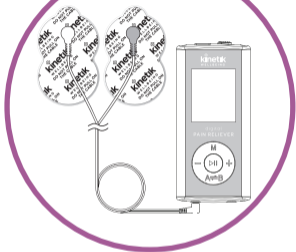
Unpack TENS device
and
charge via USB.

2



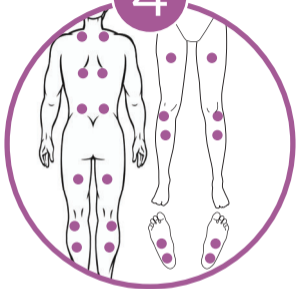
Connect output cables
to
Channel A or Channel B,
or both.

3




Connect
adhesive gel pads
to
output cables.

4



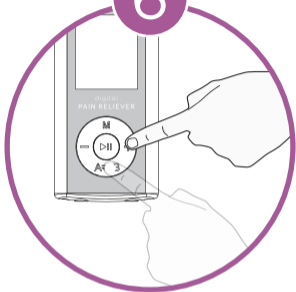
Remove protective film
and
attach gel pads
to
areas of treatment.

5



Select
therapeutic mode.
Cycle through modes
by pressing
the M button.

6



Increase intensity as needed by pressing the + and - buttons. If using both channels, the intensity can be selected independently. Just press A↔B to change channels.

7



When at your desired intensity, the device will automatically begin a 20 minute treatment cycle.



for more information visit :
kinetikwellbeing.com